



Cleaning up the Environment One Room at a Time



Who We Are

We are innovators. UMF Corporation is the only company in North America that designs and develops innovative products from our own patented fiber technology.

We serve all markets & industries: hospitality, healthcare, education, senior living, sports and leisure, food service, and more.



STRIPES, a 12x24 inch wiper cloth with two sides for polishing and scrubbing


*"We have noticed a 2.5% increase in our overall cleanliness and conditions score, the attitude of our staff has improved, and the rooms look cleaner. **Your product just works!** That's the bottom line."*

- Glen, Hospitality

Best-in-Class Products

- The **only** cleaning products patented with **built-in antimicrobial protection**
- Material removes **99.99% of all bacteria** from surfaces
- Durable, chlorine stable products that meet CDC guidelines for Bloodborne Pathogens
- Products absorb **eight times their weight** in fluids, the highest absorption of any product tested
- All-inclusive infection prevention program including equipment and maintenance - **ideal for the bid process**

Our customers are our top priority. Many of our innovations, such as the SDX bucketless mop system, evolved directly from customer requests.



Our Process

Color-Coding: UMF developed the first and only TRUE Color-Coded system to reduce the risk of cross contamination.

ONEperROOM Methodology: Mitigates the risk of room-to-room contamination.

Specialized Training: ABCs of Housekeeping for hospitality, Hygiene Specialist® Training for healthcare, plus other programs.



*"The PerfectCLEAN product line is exceptionally **cost effective** as well as instrumental in maintaining a **germ free environment**."*

- Brian, Long-Term Care

Contact: Lesley Moss

Direct: 847 324 9810

Mobile: 773 368 8193

lmoss@perfectclean.com

ABC'S OF HOUSEKEEPING

We Color You Safe, One Room at a Time
Processing the Guest Room



PerfectCLEAN®
a umf corporation brand



BENCHMARK
A GLOBAL HOSPITALITY COMPANY

SUPPLY X DELIVER

A BENCHMARK VIRTUAL ENGAGEMENT

Step



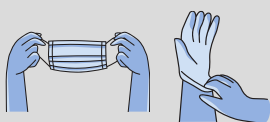
Sequence & Process

Know the 5 Deadly Sins to avoid



- ☐ Make sure there is no hair in the bed
- ☐ Make sure there is no trash in the trash baskets
- ☐ Make sure there is no mildew in the tile grout
- ☐ Make sure there is no hair on the bathroom floor
- ☐ Make sure there are no stains on the mattress

Preparation



- ☐ Cart: Prepare all items to be used or taken into room.
- ☐ Put on gloves.
- ☐ Put on face mask (if required).

A Away with the Old



- ☐ Open door and place door stop.
- ☐ Visual inspection: Walk into room with garbage bag & bed linen. Place linen on sofa/chair. Observe overall condition of room and note any issues.
- ☐ Check all drawers for debris.
- ☐ Check closet for all accessories.
- ☐ Turn on all lights and open all curtains.
 - Make note of any light bulbs not working, condition of lamp shade & lamp.
 - Make note of any issue with curtain function.
- ☐ Collect all garbage in the room. Look under the bed, chairs, and desk, collecting and bagging any debris.
- ☐ Empty waste baskets & recycling containers. Cleanout containers as required- wipedown rims and exterior with disinfectant by spraying disinfectant on a **Yellow PerfectCLEAN wiper** - do not spray disinfectant directly on container.
- ☐ Collect the following items (if dirty): Ice bucket, coffeepot, coffee basket, etc. Place all items in sink.
- ☐ Take all dirty glassware to your cart. Trays & dishes placed in hall.


A

Away with the Old Continued

- ☐ In the bathroom – first, shake shower curtain vigorously. Pick-up towels and put in laundry bag. Remove any litter. Avoid contact with any guest personal items. For stay-over guests, carefully move items to one side of the vanity.
For shower glass swing door or glass sliding door see miscellaneous below.
- ☐ Check condition of shower curtain and curtain hooks. Use a dry **PerfectCLEAN 12" Orange Flatmop** on bathroom floor to remove any hair and dust. If mophead is covered in hair, remove mop at the door and place in soiled-laundry bag.

B

Bed & Bedding



- ☐ Strip bed: First check both sides of the duvet cover – if stained remove (according to brand policy).
- ☐ Check the sheets and pillowcases for stains or spills. Check sheets carefully to make sure there are no wet spots.
- ☐ If you suspect urine or other bodily fluids, go to cart and get a plastic bag. Carefully fold sheets and mattress protector (if used) so as to not to make contact with fluids, place in plastic bag and seal the bag. Call manager for pickup.
- ☐ If there are no wet spots, remove sheets. Carefully fold corners to middle, ball up and remove, avoiding contact with your clothing. Take all linens to cart.
- ☐ Check the mattress pad and/or mattress for any stains and/or odors. Evidence of any type of body fluid or unusual odor should be immediately reported to your manager. Reposition the mattress as necessary.
- ☐ Make the bed(s).

C

Cleaning Chemicals



- ☐ Clean coffeepot, basket, and ice bucket using dishwashing liquid and a **PerfectCLEAN Gray Sponge**. Thoroughly rinse, dry with a 16" Grey **PerfectCLEAN Wiper**, and return to proper location. Clean and check hair dryer.
- ☐ **Return to bathroom:** Start by misting bathroom surfaces using disinfectant of choice. Start high (shower head & walls) and move low (base of toilet). Mist faucets (sink & shower), sink & tub drains, soap dish, towel holders, etc.
- ☐ **Do not flush the toilet at this time!** Toilet plume creates a bio-aerosol which can make you and the Guest sick) – must allow disinfectant to achieve dwell time.
NOTE: The room attendant should be familiar with the dwell time and any precautions for the disinfectant used.
- ☐ Spray disinfectant on toilet covering: tank, tank base, flusher, seat & seat cover, toilet base, inside of toilet.
- ☐ Mist doorknobs with disinfectant.
- ☐ **Do not wipe down bathroom at this time!** must achieve disinfectant dwell time.
- ☐ Check level of hand sanitizer and disinfectant wipes – refill/replace as required (if applicable).
ONEper ROOM METHODOLOGY: All cleaning products used in a Guest Room go into the soiled laundry bag and NEVER into another Guest Room.

D

Dusting & Disinfecting

- ☐ Starting at the door, walk the room in a circle using a **dry PerfectCLEAN Blue Fringed Flexible Duster** to dust all high surfaces: picture frames, head board, fan blades, door & window frames, valances, lamp shades, behind wall mounted TV and any other difficult to reach surfaces.
- ☐ Lightly mist the **PerfectCLEAN Blue Fringed Flexible Duster** to clean air vents and returns.

D

Dusting & Disinfecting Continued

- ☐ Using the **2-Fold Method** mist the **PerfectCLEAN Yellow Wiper** lightly with cleaner or disinfectant to spot clean walls (if required), baseboards, mirrors, artwork (glass only); windows and all flat surfaces. Wipe all windowsills and AC vents last. Close the sheers. **Tip: Use the 2-Fold Method: Fold wiper in half then fold in half again. Results in 8 clean hand sized wipes.**
- ☐ Check the operational status of the TV, TV remote, alarm clock, radio and telephone. Make note of any damage.
- ☐ **Return to bathroom:** Check and clean hair dryer.

E

Everything in the Bathroom



- ☐ In stay-over rooms, carefully place guest items on a face cloth.
- ☐ Move shower curtain to the side and rinse shower walls.
- ☐ Return to the bathroom. Using the **12" ORANGE Flat Mop** start high (shower walls) and work down to the floor.
- ☐ Mist and use additional disinfectant as needed.
- ☐ Use **PerfectCLEAN Orange Sponge** (if applicable) to safely scrub away soap scum and suntan oil ring in tub.
- ☐ Shower- glass swing doors (if applicable) : After cleaning inside glass panels use squeegee to clear all water from glass to eliminate water spots.
See miscellaneous below
- ☐ Shower- sliding glass doors (if applicable) : Use **PerfectCLEAN Paddle** and **Orange Mitt** to clean spaces between glass doors and support beam.
See miscellaneous below
- ☐ Use the **Orange Mitt** and additional disinfectant (if required) to clean the toilet. Start with the tank, then toilet seat and cover. **Rotate Mitt**- backside to front - and thoroughly wipe down bowl and base. When finished, the mitt goes directly into the soiled-laundry bag (1 mitt per toilet). You have now isolated the toilet from everything else in the Guest Room.
- ☐ Shampoo / Conditioner / Shower Gel: If refillable wall mounted containers are used - refill as required and wipe down with **PerfectCLEAN Orange Wiper** and disinfectant of choice.
- ☐ Using an **Orange Wiper**, clean, rinse, and dry the sink, vanity and fixtures. Wipe down towel bars.
- ☐ Scrub inside of toilet bowl with brush. **Close lid** and **now** flush.
- ☐ Clean mirror and wipe down all areas including sink with **Orange Wiper**.
- ☐ Return to the cart and pick up all the bathroom amenities, toilet paper as required, glasses, mugs, etc. Place them in their proper location.
- ☐ Return to cart and pick up bath linen. Restock the bathroom.
- ☐ Finally, mop around toilet then mop rest of floor moving to the door. Use **Tap & Pull** method to remove flat mop at door and put into soiled-laundry bag.
- ☐ Remove **Orange Gloves** and discard. **Sanitize hands**.


F

Finish the Bedroom

- ☐ Put on **Blue Gloves**.
- ☐ Clean the closet. Check over the iron & ironing board making note of any damage.
- ☐ Wipe down luggage rack, hangers, rods and safe.

F


Finish the Bedroom Continued



- ☐ Perform a visual inventory of bedroom & closet amenities. Return to cart to pick up missing ones, as well as any needed glasses, mugs, or coffee. Replace amenities walking the room in a circle.
- ☐ Starting at the far end of the room, vacuum it, turning off all lights as you go. Vacuum your way out of the room.
- ☐ For checkouts, key in the completed room status while vacuuming by the phone.
- ☐ Final Step: Using a **Yellow Wiper** and disinfectant, wipe down all frequently touched surfaces including: light switches, TV remote, phone, all drawer pulls & door handles, thermostat, PTAC control panel & cover, alarm clock, and over-bed reading lights. When complete **Yellow Wiper** goes in soiled laundry bag.
- ☐ Take one last look around to make sure lampshades are straight, bed covers hang properly, etc. *All clean! Take a moment to enjoy a job well done!*
- ☐ Securely close the entrance door and wipe down entire handle area/key card device.
- ☐ Check cart in preparation for next Guest Room.
- ☐ Remove **Blue Gloves** and discard. Sanitize hands.
- ☐ "Hygienically Cleaned for Your Peace of Mind" Room Seal - if used apply as per brand standard.

M

Miscellaneous Tools & Procedures



- ☐ For hard surface Guest Room floors: Using a **PerfectCLEAN 18" Blue Fringe Mop** and the SDX 50 or 60 start at the furthest point in the room from the door and mop to the door using a figure-8 motion.
- ☐ For shower - glass swing doors: After cleaning inside glass panels use **PerfectCLEAN Orange Squeegee** to clear all water from glass to eliminate water spots.
- ☐ For shower- glass sliding doors: Insert the **PerfectCLEAN Paddle** into an **Orange Mitt**. Mist with disinfectant if required. Insert **Paddle** into space between chrome support beam and glass sliding door and run along full length of the beam. Repeat on other side of beam. Remove **Orange Mitt** and now use to clean the toilet. Use additional disinfectant (as required). Start with the tank, then toilet seat and cover. Rotate **Orange Mitt**- backside to front - and thoroughly wipe down bowl and base. When finished, the mitt goes directly into the soiled-laundry bag (1 mitt per toilet). You have now isolated the toilet from everything else in the Guest Room.
- ☐ 12" Flat Mop Frame with PUSH-IT's: Secure **12" Orange Flat Mop** followed by securing a **12" Scrub & Clean Orange Wiper** to the frame using the PUSH-IT's. Scrub the shower walls using additional sanitizer/disinfectant as required. Remove wiper and use to scrub & clean tub, faucets, towel rack and any other surfaces
- ☐ PCIPAD: If stained or wet fold corners to middle with sheets, bundle up, bag and remove.

HARDWARE WARRANTY: Should hardware fail to function as per manufacturer's instructions, take a picture and email to info@perfectclean.com for replacement.

UMF Corporation - PerfectCLEAN's

ABC'S OF HOUSEKEEPING

We Color You Safe, One Room at a Time




Processing the Guest Room

Reccomended Items:

PerfectCLEAN Items

	<input type="checkbox"/> 12" Yellow Wiper
	<input type="checkbox"/> 12" Orange Flat Mop
	<input type="checkbox"/> 12" Flat Mop Frame
	<input type="checkbox"/> 16" Grey Wiper
	<input type="checkbox"/> Grey Sponge
	<input type="checkbox"/> Blue Fringed Flexible Duster Sleeve
	<input type="checkbox"/> Flexible Duster
	<input type="checkbox"/> Orange Scrub & Clean Sponge
	<input type="checkbox"/> Paddle (if applicable)
	<input type="checkbox"/> Orange Mitt
	<input type="checkbox"/> 12" Orange Wiper

Additional Items

	<input type="checkbox"/> Blue gloves
	<input type="checkbox"/> Face mask
	<input type="checkbox"/> Preferred Brand of Disinfectant


A unique NEW concept in disinfection

Sporicidal – 4 MINUTES for *C. diff*

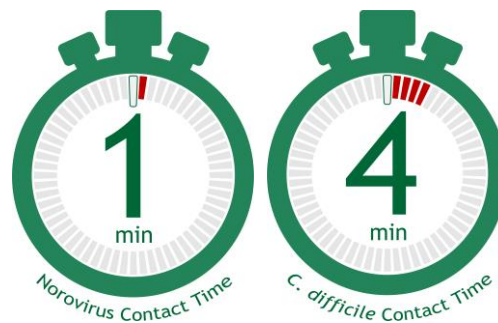
EPA registered Biofilm claim

Effective across your entire facility

- Effective against ALL pathogens on the WHO Priority List
- Effective against ALL antibiotic resistant ESKAPE bacteria
- Tested effective against Human Norovirus
- Touchless, simple, safe and effortless
- *Sustainable*: reduced packaging & all packaging is recyclable
- No dilution equipment to maintain or monitor
- Significant reduction in storage space and shipping cost
- Refill 32 oz. bottle from any water source (sink, drinking fountain, etc.)
- "*Effectively Human*" – same active ingredient (HOCL) as our immune system



EPA Reg. No. 71847-7-94101



KloreSe is listed on: **EPA List N:** Disinfectants for Coronavirus (COVID-19)
EPA List K: Registered Antimicrobial Products effective against Clostridium difficile Spores



- *Remove & Eliminate*: PerfectCLEAN & KLORESE - the perfect partnership
- KLORESE is the most effective way to charge Micrillon surface's

Item No.	Description	EPA Reg. No. 71847-7-94101	Packaging
Klorese-256	Tub containing 256 Effervescent Klorese 13.1 g Tablets – makes 256 quarts		2 TUBS per CASE
Klorese-110	110 Foil Wrapped 13.1 g Tablets – makes 110 quarts		2 PAILS per CASE
K632	6 Pack 32 oz pre-measured Bottles with Flip Top for 13.1 g Tablets		6 BOTTLES per CASE
K6SPRAY	6 Pack Green/White		6 SPRAYERS per CASE
K25LAB	25 Adhesive Backed "6 Day Expiration" Labels for 32 oz Re-Fillable Bottle		25 LABELS per POLYBAG



SUPPLY X DELIVER
A BENCHMARK VIRTUAL ENGAGEMENT



Contact: Lesley Moss | Direct: 847 324 9810 | Mobile: 773 368 8193 | lmoss@perfectclean.com



Micrillon® Glove

*Breathable, reusable PPE featuring
UMF's latest innovation: Micrillon*

Ideal For

Hotel personnel, frontline workers, educators, pharmacists, food service staff, flight attendants, gate agents, and **any other people-facing employees.**

Key Features

- Developed at the request of leading hotel brands
- Incorporates our new, advanced Micrillon chemistry
- Conductive fingertips for POS touch screen and smart phones
- Can be used as a liner with latex or nitrile disposable gloves
- Unisex sizes from S to XXL
- Lint free and durable: 30+ washes
- Sold in packs of 12
- Developed and manufactured entirely in the USA
- Launder before use and recharge with Klorese*

**Or another EPA-registered Chlorine-based product*

What is Micrillon?

Our new Micrillon yarns feature rechargeable antimicrobial protection that eliminates bacteria and mold and inactivates viruses. Micrillon materials have been tested effective against **Human Coronavirus, H1N1 flu, MRSA, E. coli and other pathogens.**

Contact: Lesley Moss | Direct: 847 324 9810 |
Mobile: 773 368 8193 | lmoss@perfectclean.com



umf corporation



BENCHMARK
A GLOBAL HOSPITALITY COMPANY

SUPPLY X DELIVER

A BENCHMARK VIRTUAL ENGAGEMENT

Mattresses are a significant investment – protect them with the PCiPAD

The PCiPAD was developed for leading hotel brands to protect their mattresses without sacrificing comfort. Keep your mattresses safe from all accidents, from bed-wetting to red wine spills, while maintaining a luxury sleep experience for your guests.

corner-to-corner mattress protection



Key Features

- A protective barrier to all fluids
- Protects and extends warranty on consumer-branded mattresses
- Comfort: Does not increase body temperature
- Unique waveform quilting runs from side-to-side
- High Absorbency & Wicking
- Durable, able to withstand 50+ commercial wash cycles, and can be laundered with bleach
- Sized for all mattresses
- Best-in-class product at the best-in-class price
- Easy placement and removal

“We’ve had several accidents that would have ruined the mattresses, but the pads worked. They were washed and placed back on the beds without any difficulty.”

- Aloft Hotel

“The PCiPADS go unnoticed by our guests. They do not change anything about the guest sleep experience.”

- The Phoenician Hotel

Sticky PARTICLE ROLLER



Eliminates 2 of the “5 deadly sins” — hair in the bed and hair in the bathroom

The final housekeeping step to ensure every surface is spotless. Removes hair, lint, crumbs and more — perfect for picking up any unseen particles



The Sticky Particle Roller features a telescopic handle and unique free standing WingGuard



90 - 9.5” Easy Peel perforated sheets

- Ideal for tile floors, duvet covers, upholstery, carpeting, and more
- Unique free standing WingGuard feature
- Ergonomic, telescopic, lightweight handle ensures ease of use
- Eliminates 2 of the “5 deadly sins” — hair in the bed and hair in the bathroom
- Telescopic handle measures 37.25” - 54.5”
- Refills come in ten 2-packs per case

SUPPLY X DELIVER

A BENCHMARK VIRTUAL ENGAGEMENT